



HAVELLS

PROFESSIONAL LIGHTING SOLUTION

INDUSTRIAL LIGHTS



Catalogue 2018

LED

HAVELLS INTRODUCTION



Havells India Limited is a leading Fast Moving Electrical Goods (FMEG) Company and a major power distribution equipment manufacturer with a strong global presence. Havells enjoys enviable market dominance across a wide spectrum of products, including Industrial & Domestic Circuit Protection Devices, Cables & Wires, Motors, Fans, Modular Switches, Home Appliances, Air Conditioners, Electric Water Heaters, Power Capacitors, CFL Lamps, Luminaires for Domestic, Commercial and Industrial Applications.

Today, Havells owns some of the most prestigious brands like Havells, Lloyd, Crabtree, Standard and Promptec. Its network constitutes of 4000 professionals, over 7575 dealers and 40 branches in the country. Our products are available in 40 countries. The company has twelve state-of-the-art manufacturing plants in India located at Haridwar, Baddi, Sahibabad, Faridabad, Assam, Alwar and Neemrana, manufacturing globally acclaimed products, synonymous with excellence and precision in the electrical industry.

The company pioneered the concept of exclusive brand showroom in the electrical industry with 'Havells Galaxy'. Today over 415 Havells Galaxies across the country are helping customers, both domestic and commercial, to choose from a wide variety of products for different applications. Havells became the first FMEG Company to offer door step service via its initiative 'Havells Connect'. Thanks to the quality of products and quicker service, it has minimum customer complaints and highest customer satisfaction.

Today, Havells alongwith its brands, have earned the distinction of being the preferred choice of electrical products for discerning individuals and industrial consumers both in India and abroad. Havells offers same quality products for both Indian and International markets. It is committed to keep powering the world with its state-of-the-art innovations and energy-efficient solutions. Currently over 90% of its product offerings are energy efficient and manufactured in-house.

Social and environmental responsibility has been at the forefront of Havells Operating Philosophy and as a result the company consistently contributes to socially responsible activities. For instance, the company is providing mid-day meal in government schools in Alwar district, covering more than 57000 students per day. The group company, QRG Healthcare runs a 140 bed hospital in Faridabad. In the past, the company has generously contributed to the society during various national calamities like the Bihar Flood, Tsunami and Kargil National Relief Fund, etc.

The essence of Havells' success lies in the expertise of its fine team of professionals, strong relationships with associates and the ability to adapt quickly & efficiently, coupled with the vision to always think ahead.

PLANTS INTRODUCTION



Neemrana Lighting Plant



Advanced technology cutting machine



Italian Robotised Box Bending Machines



Japanese Flexible CNC controlled steel fabrication process

Havells State of the art Luminaire Plant, Neemrana

CERTIFICATION




Havells lighting plant in Neemrana is spread over 30 acres of land with over 2,00,000 square feet of working space under a single roof. The plant has been made keeping in mind the global markets of Europe, US and the Middle East. Setting new benchmarks in the industry, this Havells plant will help bridge the technological divide between Europe and India when it comes to manufacturing high-end lighting luminaries.

Japanese flexible CNC controlled steel fabrication process for the accuracy in sheet punching & bending Italian robotised box bending machines to design complex enclosure shapes without human intervention Automated powder coating paint shop to minimize wastage & fast colour change Eco-friendly zero discharge plant Parabolic rolling machine for replicating complex and accurate forms and shapes Flexible assembly line Modern laboratories

Building customer confidence by providing a wide range of quality products and service through team work

BRIGHTEN YOUR WORLD WITH HAVELLS LED



HAVELLS

APPLICATIONS:

- General lighting
- Low energy indicators
- Signage
- Automotive Lighting
- Traffic Lights
- Text and Video Displays.
- Street Lights
- LED Television
- Communication
- Sensors
- Light Matter Interaction
- Pico Projector

LED: Light Emitting Diode LEDs are miniature Light Sources made of semi-conductor material, typically consisting of doped Gallium Nitride materials. They work on the principle of a p-n junction diode. When appropriate DC voltage is applied across the junctions, the diode is forward biased (on state) and the electrons combine with holes and energy is released in the form of visible light.

This effect is called electro luminescence and color of light is determined by the band gap of the semiconductor.

LED Lamp:

A LED lamp (also called LED bar or Illuminator) is a type of solid state lighting (SSL) device that uses light-emitting diodes (LEDs) as the source of light. They usually comprise clusters of LEDs in a suitable housing.

LEDs by nature emit light in a very small focused wavelength range that is characteristic of the energy band gap of the semiconductor. In order to overcome this, two primary methods of creating white light from LEDs are being used; combination of Red-Green-Blue LEDs and phosphor converted LEDs.

Why LED:

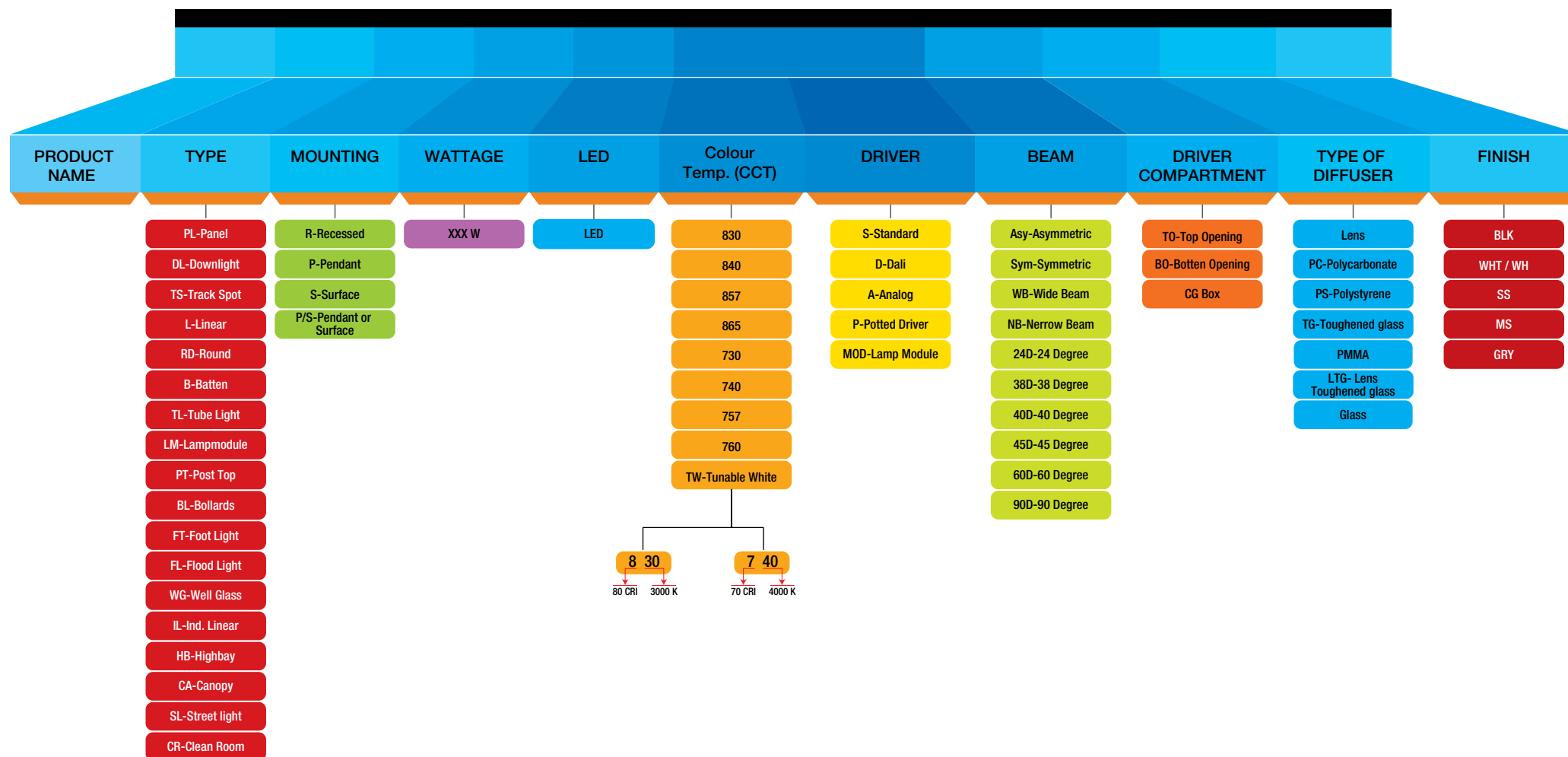
- Lower Energy Consumption
- Longer Lifetime
- Improved Robustness
- Smaller Size

Instant Start: LEDs are ideal for use in applications that are subject to frequent on-off cycling, unlike fluorescent lamps that burn out more quickly when cycled frequently or HID lamps that require a long time before restarting. Also LEDs and LED based luminaires can be dimmed easily. LED luminaires can be designed to focus its light at any desired beam angles (wide to ultra narrow) using small and compact lenses and mirrors. In comparison Incandescent and Fluorescent sources require large external reflector to achieve the same performance.

Environment Friendly - Does not Contain Mercury. Reduced CO2 emission.

LEDs are shock resistant being solid state components and hence accidental breaking during transportation and operations are eliminated.

PRODUCT CODE NOMENCLATURE



EXAMPLES:

PRODUCT NAME	TYPE	MOUNTING	WATTAGE	LED	CCT	DRIVER	BEAM	DRIVER COMPARTMENT	TYPE OF DIFFUSER	FINISH
BAYBRITESAUCERHB200WLED757WBTOLTG										
BAYBRITESAUCER	HB	P	200 W	LED	757	-	WB	TO	LTG	-
ENDURAPEARLSL15WLED757SASYTOPC										
ENDURAPEARL	SL	-	15 W	LED	757	S	ASY	TO	PC	-
VENUSNEOHE2X2PLR18-42WLED857MOD										
VENUSNEOHE2X2	PL	R	34 W	LED	857	S	-	-	-	-



TABLE OF CONTENTS

We at Havells believe that Landscape is the Fourth Dimension of architectures. Landscape lighting can divide and structure areas. It can act as guide and Direct. Proper landscape lighting Can emphasize and Present architecture of the building in Night time As a delight and also act as a security envelope. We understand that every aspect of light demands a treatment with Specific Light Applications. Welcome to Havells Landscape Range which will strive to do so.

Magnum LED 24 W	12-13
Magnum Grand	14-15
Magnum Retro	16-17
Endura Well Glass Neo TS IP66	18-19
Endura Highbrite Plus	20-21
Baybrite Saucer 80 W WOPD	22-23
Saucer Neo 100 W /120 W /150 W	24-25
Saucer Neo 180 W /200 W	26-27
Baybrite Flare 70 W /80 W	28-29
Valour Highbay 180 W /200 W	30-31



Industrial Lighting



MAGNUM LED 24 W Tubelight

Energy saving, environmental friendly, long life, corrosion resistant, impact proof, surface mounting IP65 luminaire with PC housing in opal finish suitable for wet location with high brightness LEDs.

PRODUCT SPECIFICATIONS

Features & Benefits

- Excellent efficacy & performance suitable for wall/ceiling mounting.
- Long life & photobiologically safe LED's
- High performance electronic driver ensures zero maintenance
- No harmful UV & IR radiations
- Environment friendly as it does not contain Mercury
- Instant light with low running temperatures
- Operating temperature: -10° C to +45° C
- Operating voltage range: 140 V - 270 V
- Average life $L_{70}B_{50}$: 50000 hours

Housing

Made up of corrosion resistant round shaped unbreakable polycarbonate body in opal finish.

Light source

High efficiency long life LED package in integral module with lumen efficacy of >130 lm/W and viewing angle of 120° to ensure better uniformity.

Optics

Reflector made of LEF pasted on Al. sheet (heat sink) on both sides of LED strip to enhance the lumen output and glare free uniform light distribution.

Electronic driver

Powered by an integral electronic driver (SMPS based constant current supply)

with Output Short-circuit / Open Circuit protection, Surge Voltage protection & other safety test as per IS:15885 Part 2/ Sec 13.

Mounting

Surface & suspended through 2 nos. SS spring clips & screws provided with fixture.

Applications

- Battery rooms
- Chilling plants
- Chemical factories
- Underground parkings
- Thermal power stations



Green
LED | 24 W
Life **50000 hours** | **HighEfficiency**




TECHNICAL DATA

Ordering Code	System Power (W)	Nominal Voltage (V)	Mains Current (A)	Power Factor	Colour Temp. (CCT)	CRI (Ra)	System Lumens (lm)	Colour of Fixture	System Luminous Efficacy lm/ W
MAGNUMILS24WLED857PC	24 W	240	0.110	≥0.90	5700 K	≥80	2050	Ivory	≥85

IS 10322 (Part 5/Sec 1): 2012



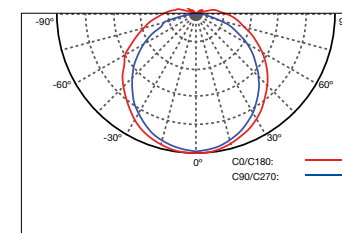
TECHNICAL DRAWING



System Power	Length l (mm)	Width w (mm)	Height h (mm)
24 W	1227	34	53

All dimensions are in mm
Tolerance: ± 5 mm

PHOTOMETRIC DRAWING



MAGNUM GRAND

Tubelight

Energy saving, environmental friendly, long life, corrosion resistant, impact proof, surface mounting IP65 luminaire with PC housing & opal finish cover suitable for wet location. LEDs used as light source.

PRODUCT SPECIFICATIONS

Features & Benefits

- Excellent efficacy & performance suitable for wall/ceiling and suspended installation.
- Long life & photobiologically safe LED's
- High performance electronic driver ensures zero maintenance
- No harmful UV & IR radiations
- Environment friendly as it does not contain Mercury
- Instant light with low running temperatures
- Operating temperature:-10° C to 45° C
- Operating voltage range: 140 V - 270 V
- Average life $L_{70B_{50}}$: 50000 hours

Housing & Finish

Made up of scratch resistant unbreakable polycarbonate in grey finish. PG 11 cable gland is used for maintaining ingress protection.

Light source

High efficiency long life LED package in integral module with lumen efficacy of >130 lm/W and viewing angle of 120° to ensure better uniformity.

Cover

High quality polycarbonate diffuser in opal finish for glare free uniform light distribution, snap fitted to the housing.

Reflector

With power coated CRCA sheet acts as reflector and control gear tray.

Electronic driver

Powered by an integral electronic driver (SMPS based constant current supply) with low THD, Output Short-circuit / Open Circuit protection, Surge protection & Safety test as per IS:15885 Part 2/Sec 13.

Mounting

Surface & suspended through 2 nos. SS clamps & screws provided with fixture.

Applications

- Battery rooms
- Chilling plants
- Underground parkings
- Thermal power stations



Green
LED | 20 W / 40 W
Life **50000** hours | High Efficiency



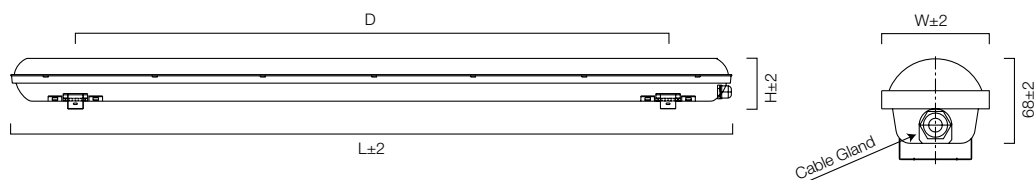
TECHNICAL DATA

Ordering Code	System Power (W)	Nominal Voltage (V)	Mains Current (A)	Power Factor	Colour Temp. (CCT)	CRI (Ra)	System Lumens (lm)	Colour of Fixture	System Luminous Efficacy lm/ W
MAGNUMGRANDILS20WLED857PC	20 W	240	0.085	≥0.95	5700 K	≥80	1700	Off White	≥85
MAGNUMGRANDILS40WLED857PC	40 W	240	0.175	≥0.95	5700 K	≥80	3400	Off White	≥85

IS 10322 (Part 5/Sec 1): 2012



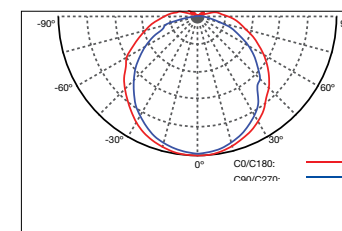
TECHNICAL DRAWING



System Power	Length l (mm)	Width w (mm)	Height h (mm)	CD of mounting holes (d) (in mm)
20 W	590	86	73	380
40 W	1180	86	73	970

All dimensions are in mm
Tolerance: ± 5 mm

PHOTOMETRIC DRAWING



MAGNUM RETRO

(Single side connection)

Energy saving, environmental friendly, long life, corrosion resistant, impact proof, surface/suspended mounting luminaire with PC housing and linear ribbed PC cover for glare free light, suitable for T8 LED Tube with single side connection.



PRODUCT SPECIFICATIONS

Housing & Finish

Made up of corrosion resistant unbreakable polycarbonate.

Cover

Clear polycarbonate cover with better light dispersive internal reeds fix to the housing by means of SS toggles.

Lamp Holders

Push fit type white polycarbonate housing and ABS rotor with corrosion resistant brass contacts.

Light Source

Complete internal wiring suitable for retrofit LED tubelight with single side connections.

Optics

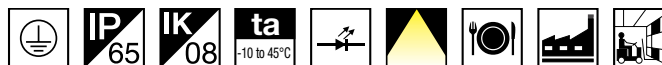
White power coated CRCA sheet used as Reflector.

Mounting

Surface/suspended mounting using SS Clip, for detail refer instalation sheet.

Applications

- Battery rooms
- Chilling plants
- Chemical factories
- Underground parkings
- Thermal power stations

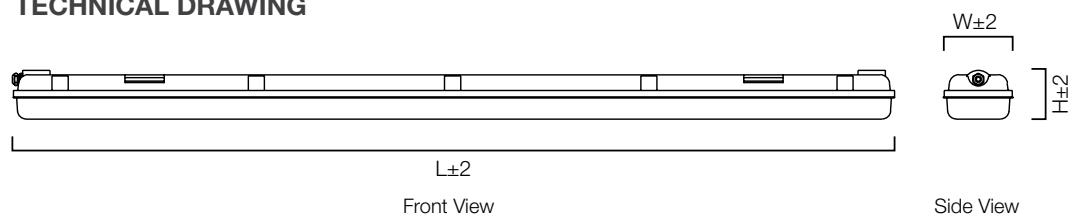




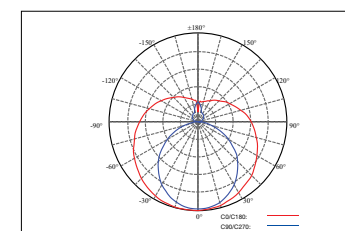
TECHNICAL DATA

Ordering Code	Nominal Voltage (V)	Lamp	Lamp Holder	LxWxH (in mm)
MAGNUMRETROILS1X18PC	250	1 x T8 LED Tube	G 13	1258 x 70 x 70
MAGNUMRETROILS2X18PC	250	2 x T8 LED Tube	G 13	1258 x 100 x 70

TECHNICAL DRAWING



PHOTOMETRIC DRAWING



Lamp	Length l (mm)	Width w (mm)	Height h (mm)
1 x T8	1258	70	70
2 x T8	1258	100	70

All dimensions are in mm
Tolerance: ± 5 mm

ENDURA WELL GLASS NEO TS IP66

Environmental friendly, energy saving long life corrosion resistant, vertical surface mounting pressure die-cast aluminium housing and control gear compartment well glass luminaires with high power LED as light source.



PRODUCT SPECIFICATIONS

Features & Benefits

- Delivers excellent illumination & comfort in high ceiling areas
- Long life & photobiologically safe LED's
- High performance electronic driver ensures zero maintenance
- No harmful UV & IR radiations
- Environment friendly as it does not contain Mercury
- Instant light with low running temperatures
- Operating temperature: -10° C to +45° C
- Operating voltage range: 140 V - 270 V
- Average life $L_{70B_{50}}$: 50000 hours

Housing

Pressure die-cast aluminum alloy ADC12 housing (heat sink) for effective thermal

management, sturdiness & excellent corrosion resistant. 2 nos. cable gland M16 is provided at cable entry for maintaining Ingress protection and for providing loop-in & loop-out facility.

Finish

Epoxy powder coated after phosphochromate treatment in metallic silver finish.

Light source

High efficiency long life LEDs with lumen efficacy of >120 lm/W with viewing angle 120° to ensure better uniformity of light distribution.

Cover

Polycarbonate diffuser in opal finish for glare free light distribution fixed to the housing with 5 nos. SS screws (For Detailed Photometric details, please refer LM 79 report & IES file).

Electronic driver

Integral, electronic driver with APFC, lower THD, Output Short Circuit Protection, Surge Voltage Protection upto 4kV, Over Voltage Protection & other safety test as per IS:15885 Part 2/Sec 13.

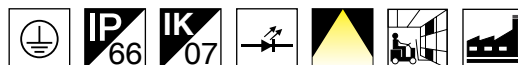
Mounting

Suspended by heavy duty eye-bolt hook provided with the fixture.

Allen grub screw is provided for locking the mounting eye-bolt.

Applications

- Industrial bays
- Cement factories
- Oil process locations
- Medium industrial units



Green
LED | 26 W / 35 W / 40 W
Life **50000** hours | HighEfficiency



TECHNICAL DATA

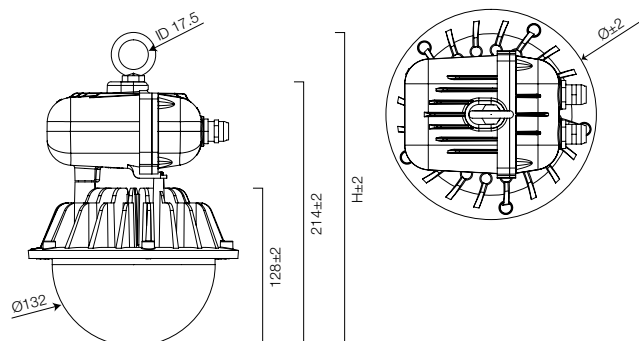
Ordering Code	System Power (W)	Nominal Voltage (V~)	Mains Current (A)	Power Factor	Colour Temp. (CCT)	CRI (Ra)	System Lumens (lm)	Colour of Fixture	System Luminous Efficacy lm/ W
ENDURAWELGLASSNEOTSWGP26WLED757SPC	26 W	240	0.115	≥0.95	5700 K	≥80	2730	Gray	≥105
ENDURAWELGLASSNEOTSWGP35WLED757SPC	35 W	240	0.150	≥0.95	5700 K	≥80	3500	Gray	≥100
ENDURAWELGLASSNEOTSWGP40WLED757SPC	40 W	240	0.180	≥0.95	5700 K	≥80	4000	Gray	≥100

Driver code: LSSCRX2400 for 26 W, LSSCRX2399 for 35 W, LSSCRX2398 for 40 W.

IS 10322 (Part 5/Sec 1): 2012



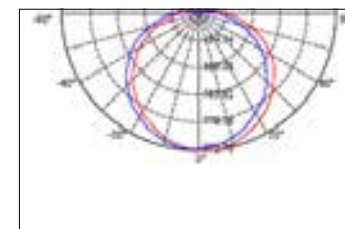
TECHNICAL DRAWING



System Power	Ø (mm)	Width w (mm)
26 W / 35 W / 40 W	170	254

All dimensions are in mm
Tolerance: ± 5 mm

PHOTOMETRIC DRAWING



ENDURA HIGHBRITE PLUS

Energy saving, environment friendly & robust open type vertical Mediumbay Highbay LED IP54 luminaire with high power COB LED as light source.



PRODUCT SPECIFICATIONS

Features & Benefits

- Better lumens & longer lamp life
- High efficacy & lower power consumption
- Delivers high brightness & excellent illumination
- No harmful UV & IR radiations
- Environment friendly as it does not contain Mercury
- Instant light with low running temperatures
- Operating temperature: -10° C to +45° C
- Operating voltage range: 140 -270 V
- Average life $L_{70}B_{50}$: 50000 hours

Housing

Extruded aluminium housing (heat sink) for efficient thermal management, sturdiness & excellent corrosion resistance. Pressure die-

cast aluminium housing (ADC12/LM24) for controlgear. PG 7 gland is used for cable entry for maintaining ingress protection.

Finish

Control Gear housing is epoxy powder coated black after phosphochromate treatment whereas heat sink is anodised in black finish.

Light source

High efficiency long life COB LED with $R_a > 70$ and lumen efficacy of 120 lm/W with view angle of 120° to ensure better uniformity of light distribution.

Optics

Aluminium spun reflector sand blasted from inside and electrochemically brightened. Glass lens over COB for uniform distribution (For Detailed Photometric details, please refer LM 79 report & IES file).

Electronic driver

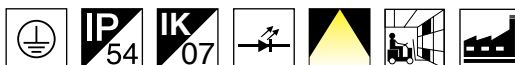
Powered by an In-built, electronic driver with APFC, lower THD, Open Circuit Protection, Surge Voltage Protection & other safety test as per IS 15885 Part-2/Sec 13.

Mounting

Suspended by means of heavy duty nickel plated, forged eye-bolt provided with the fixture. Nut is also provided in the casting to lock the eye-bolt.

Applications

- Cement & steel plants
- Ware houses
- Factories & assembly lines
- Toll plazas



Green
LED | 50 W / 90 W / 150 W
Life **50000** hours | HighEfficiency



TECHNICAL DATA

Ordering Code	System Power (W)	Nominal Voltage (V~)	Mains Current (A)	Power Factor	Colour Temp. (CCT)	CRI (Ra)	System Lumens (lm)	Colour of Fixture	System Luminous Efficacy lm/ W
ENDURAHIBRITEPLUSHBP90WLED765S60DTOLENS	90 W	240	0.400	≥0.95	6500 K	≥70	9000	Black	≥100
ENDURAHIBRITEPLUSHBP90WLED765S90DTOLENS	90 W	240	0.400	≥0.95	6500 K	≥70	9000	Black	≥100

With Potted Driver

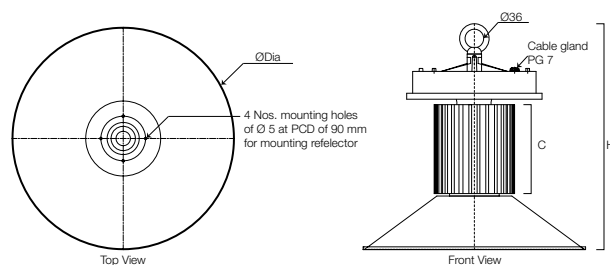
ENDURAHIBRITEPLUSHBP150WLED765P60DTOLENS	150 W	240	0.650	≥0.95	6500 K	≥70	15000	Black	≥100
ENDURAHIBRITEPLUSHBP150WLED765P90DTOLENS	150 W	240	0.650	≥0.95	6500 K	≥70	15000	Black	≥100

Driver code: LSSLOX0175 for 90 W, LSSLOX0167 for 150 W.

IS 10322 (Part 5/Sec 1): 2012



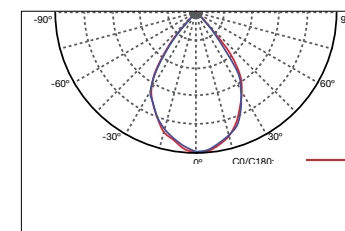
TECHNICAL DRAWING



System Power	Ø (mm)	Width w (mm)
90 W	362	352
150 W	447	490

All dimensions are in mm
Tolerance: ± 5 mm

PHOTOMETRIC DRAWING



BAYBRITE SAUCER

80 W WOPD

Energy saving, environment friendly & robust Mediumbay / Highbay LED luminaire with high efficacy.



PRODUCT SPECIFICATIONS

Features & Benefits

- Better lumens & longer lamp life
- High efficacy & lower power consumption
- Delivers high brightness & excellent illumination
- No harmful UV & IR radiations
- Environment friendly as it does not contain Mercury
- Instant light with low running temperatures
- Operating temperature: -10° C to +45° C
- Operating voltage range: 140 -270 V
- Average life $L_{70}B_{50}$: 50000 hours

Housing

Aluminum alloy pressure die casted housing & control gear box for better heat dissipation and aesthetic appeal. M16 X1.5 gland is used for cable entry and loopin-loopout.

Finish

The fixture is epoxy powder coated with colour munshell grey finish.

Light source

High efficiency long life LEDs with lumen efficacy of >150 lm/W with view angle 120° to ensure better uniformity of light distribution.

Optics

High quality PC lens with optional narrow & wide beam angles for uniform distribution (For Detailed photometric data, please refer LM 79 report & IES file).

Cover

Tempered protective toughened glass, thermal shock and impact resistant fixed to the housing with SS screws.

Electronic driver

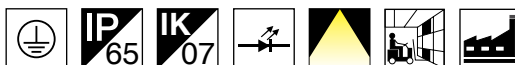
Built In, electronic driver with APFC, lower THD, Open Circuit Protection, Surge Voltage Protection upto 10 kV with Built In SPD & other safety test as per IS 15885 Part-2/ Sec 13.

Mounting

Suspended by means of heavy duty nickel plated, forged eye-bolt provided with the fixture.

Applications

- Cement & steel plants
- Ware houses
- Factories & assembly lines
- Toll plazas



Green
LED | **80 W**
Life **50000** hours | **High**Efficiency



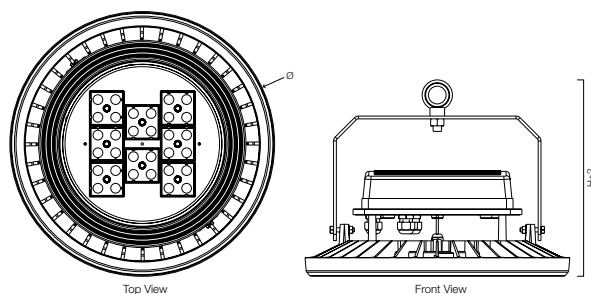
TECHNICAL DATA

Ordering Code	System Power (W)	Beam Type	Nominal Voltage (V~)	Mains Current (A)	Power Factor	Colour Temp. (CCT)	CRI (Ra)	System Lumens (lm)	Colour of Fixture	System Luminous Efficacy lm/ W
BAYBRITESAUCERHBP80WLED757S60DTOLTG	80 W	Narrow Beam	240	0.350	≥0.95	5700 K	≥70	10500	Grey	≥130
BAYBRITESAUCERHBP80WLED757S90DTOLTG	80 W	Wide Beam	240	0.350	≥0.95	5700 K	≥70	10500	Grey	≥130

IS 10322 (Part 5/Sec 1): 2012



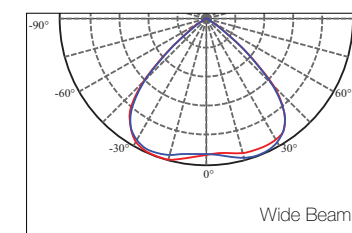
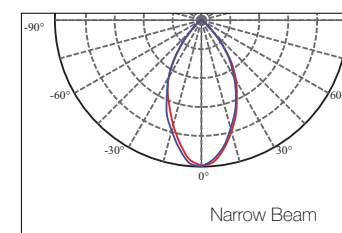
TECHNICAL DRAWING



System Power	Ø (mm)	Width w (mm)
80 W / 120 W	380	230

All dimensions are in mm
Tolerance: ± 5 mm

PHOTOMETRIC DRAWING



SAUCER NEO

100 W / 120 W / 150 W

Energy saving, environment friendly & robust Highbay/
Mediumbay LED IP65 luminaire with high efficacy.



PRODUCT SPECIFICATIONS

Features & Benefits

- Better lumens & longer lamp life
- High efficacy & lower power consumption
- Delivers high brightness & excellent illumination
- No harmful UV & IR radiations
- Environment friendly as it does not contain Mercury
- Instant light with low running temperatures
- Operating temperature: -10° C to +50° C
- Operating voltage range: 140 -270 V
- Average life $L_{70}B_{50}$: 50000 hours

Housing

Aluminum alloy pressure die casted housing for better heat dissipation and aesthetic appeal.

Finish

The housing is epoxy powder coated with colour munshell grey finish.

Light source

High efficiency long life LEDs with lumen efficacy of >150 lm/W with view angle 120° to ensure better uniformity of light distribution.

Optics

High quality PC lens with optional narrow & wide beam angles for uniform distribution (For Detailed photometric data, please refer LM 79 report & IES file).

Cover

Tempered protective toughened glass, thermal shock and impact resistant fixed to the housing with SS screws.

Electronic driver

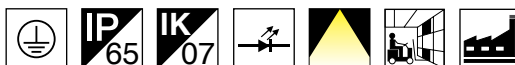
Built In, electronic driver with APFC, lower THD, Open Circuit Protection, Surge Voltage Protection upto 10 kV with Built In SPD & other safety test as per IS 15885 Part-2/ Sec 13.

Mounting

Suspended by means of heavy duty nickel plated, forged eye-bolt provided with the fixture.

Applications

- Cement & steel plants
- Ware houses
- Factories & assembly lines
- Toll plazas



Green
LED | 100 W / 120 W / 150 W
Life 50000 hours | HighEfficiency



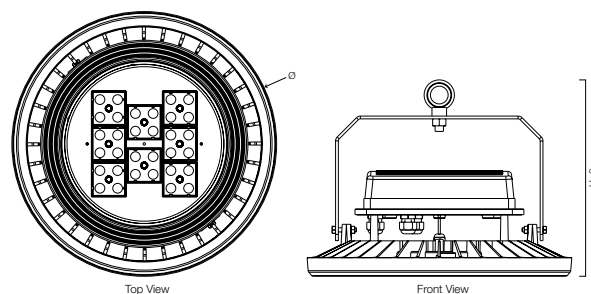
TECHNICAL DATA

Ordering Code	System Power (W)	Beam Type	Nominal Voltage (V~)	Mains Current (A)	Power Factor	Colour Temp. (CCT)	CRI (Ra)	System Lumens (lm)	Colour of Fixture	System Luminous Efficacy lm/ W
SAUCERNEOP100WLED75760DTOLTG	100 W	Narrow Beam	240	0.440	≥0.95	5700 K	≥70	14000	Grey	≥140
SAUCERNEOP100WLED75790DTOLTG	100 W	Wide Beam	240	0.440	≥0.95	5700 K	≥70	14000	Grey	≥140
SAUCERNEOP120WLED75760DTOLTG	120 W	Narrow Beam	240	0.530	≥0.95	5700 K	≥70	15600	Grey	≥130
SAUCERNEOP120WLED75790DTOLTG	120 W	Wide Beam	240	0.530	≥0.95	5700 K	≥70	15600	Grey	≥130
SAUCERNEOP150WLED75760DTOLTG	150 W	Narrow Beam	240	0.660	≥0.95	5700 K	≥80	16000	Grey	≥105
SAUCERNEOP150WLED75790DTOLTG	150 W	Wide Beam	240	0.660	≥0.95	5700 K	≥80	16000	Grey	≥105

IS 10322 (Part 5/Sec 1): 2012



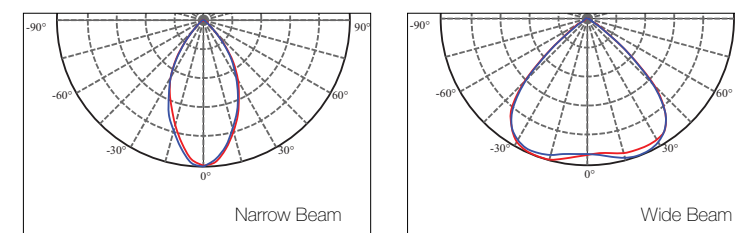
TECHNICAL DRAWING



System Power	Ø (mm)	Width w (mm)
100 W / 120 W / 150 W	380	230

All dimensions are in mm
Tolerance: ± 5 mm

PHOTOMETRIC DRAWING



SAUCER NEO

180 W / 200 W

Energy saving, environment friendly & robust Mediumbay / Highbay LED luminaire with high efficacy.



PRODUCT SPECIFICATIONS

Features & Benefits

- Better lumens & longer lamp life
- High efficacy & lower power consumption
- Delivers high brightness & excellent illumination
- No harmful UV & IR radiations
- Environment friendly as it does not contain Mercury
- Instant light with low running temperatures
- Operating temperature: -10° C to +50° C
- Operating voltage range: 140 -270 V
- Average life $L_{70}B_{50}$: 50000 hours

Housing

Aluminum alloy pressure die casted housing for better heat dissipation and aesthetic appeal.

Finish

The fixture is epoxy powder coated with colour munshell grey finish.

Light source

High efficiency long life LEDs with lumen efficacy of >150 lm/W with view angle 120° to ensure better uniformity of light distribution.

Optics

High quality PC lens with optional narrow & wide beam angles for uniform distribution (For Detailed photometric data, please refer LM 79 report & IES file).

Cover

Tempered protective toughened glass, thermal shock and impact resistant fixed to the housing with SS screws.

Electronic driver

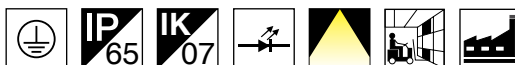
Built-In Potted IP67 electronic LED driver with APFC, lower THD, Open Circuit Protection, Over Voltage Protection, Surge Voltage Protection upto 10 kV with integral SPD & other safety test as per IS 15885 Part-2/Sec 13, IEC60598-1, 61547, 61347-2-13, EN 55015.

Mounting

Suspended by means of heavy duty nickel plated, forged eye-bolt provided with the fixture.

Applications

- Cement & steel plants
- Ware houses
- Factories & assembly lines
- Toll plazas



Green
LED | **180 W / 200 W**
Life **50000** hours | **High**Efficiency



TECHNICAL DATA

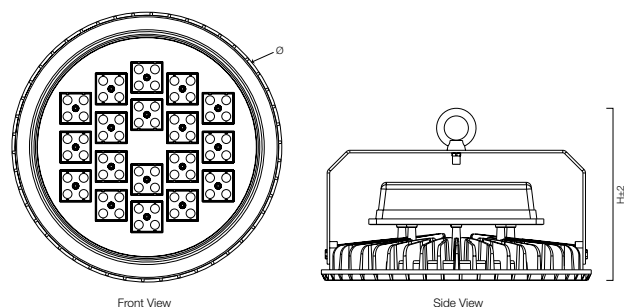
Ordering Code	System Power (W)	Beam Type:	Nominal Voltage (V~)	Mains Current (A)	Power Factor	Colour Temp. (CCT)	CRI (Ra)	System Lumens (lm)	Colour of Fixture	System Luminous Efficacy lm/ W
SAUCERNEOP180WLED75760DTOLTG	180 W	Narrow Beam	240	0.790	≥0.95	5700 K	≥70	24300	Grey	≥135
SAUCERNEOP180WLED75790DTOLTG	180 W	Wide Beam	240	0.790	≥0.95	5700 K	≥70	24300	Grey	≥135
SAUCERNEOP200WLED75760DTOLTG	200 W	Narrow Beam	240	0.880	≥0.95	5700 K	≥70	26000	Grey	≥130
SAUCERNEOP200WLED75790DTOLTG	200 W	Wide Beam	240	0.880	≥0.95	5700 K	≥70	26000	Grey	≥130

Driver code: LSCELDOX0246 for 180 W & LSCELDOX0272 200 W.

IS 10322 (Part 5/Sec.1): 2012



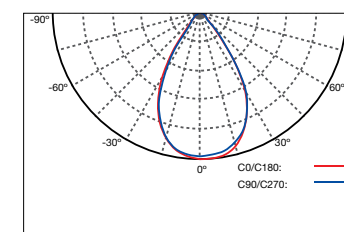
TECHNICAL DRAWING



System Power	Ø (mm)	Width w (mm)
180 W / 200 W	424	270

All dimensions are in mm
Tolerance: ± 5 mm

PHOTOMETRIC DRAWING



BAYBRITE FLARE

70 W / 80 W

Baybrite flare is a special designed, multi- functional LED luminaire to replace under canopy or Industrial Low- bay.



PRODUCT SPECIFICATIONS

Features & Benefits

- Delivers excellent illumination & comfort in high ceiling areas
- Long life & photobiologically safe LED's
- High performance electronic driver ensures zero maintenance
- No harmful UV & IR radiations
- Environment friendly as it does not contain Mercury
- Instant light with low running temperatures
- Operating temperature:-10° C to +55° C
- Operating voltage range: 140 V - 270 V
- Average life $L_{70}B_{50}$: 50000 hours

Housing

Die-cast aluminium housing (heat sink) for efficient thermal management, sturdiness & excellent corrosion resistant. SS Hardware,

silicon gasket and M16x1.5 gland is used for cable entry for maintaining ingress protection.

Optics & Cover

UV Stabilized, polycarbonate lens with tempered protective toughened glass 5 mm, thermal shock and impact resistant (IK-07) fixed to the housing with aluminium frame and SS screws (for detailed photometric data , please refer LM 79 report & IES file).

Light source

High efficiency long life LEDs with lumen efficacy of >150 lm/W with view angle 120° to ensure better uniformity of light distribution (For detailed photometric data, please refer LM 79 report & IES file).

Electronic driver

Built-in electronic LED driver with lower THD, Open Circuit Protection, Surge Voltage

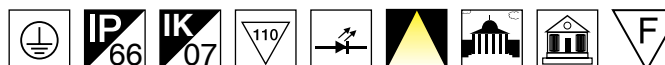
Protection & other safety test as per IS 15885 Part-2/Sec 13.

Mounting

Wall or surface mounting using adjustable MS bracket of thickness 5 mm provided with the fixture by 2 elliptical slots of 10x20 mm at center distance of 86 mm.

Applications

- Cement & steel plants
- Ware houses
- Factories & assembly lines
- Toll plazas
- Exterior canopies
- Security and perimeter lighting



Green
LED | **70 W / 80 W**
Life **50000** hours | **High**Efficiency



TECHNICAL DATA

Ordering Code	System Power (W)	Nominal Voltage (V~)	Mains Current (A)	Power Factor	Colour Temp. (CCT)	CRI (Ra)	System Lumens (lm)	Colour of Fixture	System Luminous Efficacy lm/ W
LHEMACP7IC7W070	70 W	240	0.330	≥0.95	5700 K	≥70	8050	Grey	≥115
LHEMACP7IC7W080	80 W	240	0.375	≥0.95	5700 K	≥70	9200	Grey	≥115

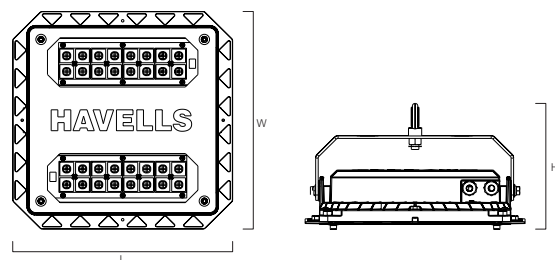
IS 10322 (Part 5/Sec.1): 2012



Driver code: LSCELD0X0136 for 70 W, LSCELD0X0236 for 80 W

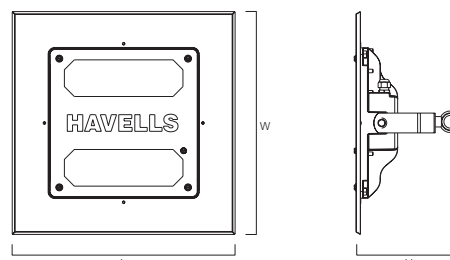
Assembled Power Coated Frame 595X595X0.8 MM : LSSLOW0313 (to be ordered separately)

TECHNICAL DRAWING



DIMENSION

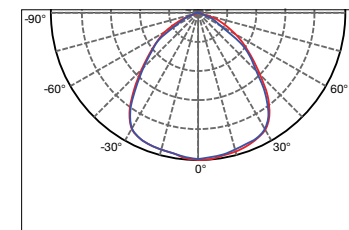
System Power	Length l (mm)	Width w (mm)	Height h (mm)
70 W	350	350	202
80 W	350	350	202



DIMENSION

System Power	Length l (mm)	Width w (mm)	Height h (mm)
70 W	595	595	212
80 W	595	595	212

PHOTOMETRIC DRAWING



All dimensions are in mm
Tolerance: ± 5 mm

VALOUR HIGHBAY

180 W / 200 W

New generation, Energy Saving, aesthetically designed Highbay LED Luminaire Pressure die-cast Aluminum housing & Non integral IP66 control gear for better thermal management with complete internal wiring. Control gear compartment capable of remote installation for easy maintenance.



PRODUCT SPECIFICATIONS

Features & Benefits

- Delivers excellent illumination & comfort
- Long life & photobiologically safe LED's
- High performance electronic driver ensures zero maintenance
- No harmful UV & IR radiations
- Environment friendly as it does not contain Mercury
- Instant light with low running temperatures
- Operating temperature: -10° C to +50° C
- Operating voltage range: 140 V - 270 V
- Average life $L_{70}B_{50}$: 50000 hours

Housing & Finish

Polyster powder coated die-cast aluminium housing in grey finish with elegantly designed heat sink for efficient thermal management,

sturdiness & excellent corrosion resistant. Cable gland is used for cable entry and provision for loopin-loopout

Light source

High efficiency long life LED module with SMD LED package mounted on MCPCB. Lumen efficacy of LED >140 lm/W and viewing angle of 120° to ensure better uniformity.

Lens & Cover

High quality PC lens with optional narrow & wide beam angles for uniform distribution and Toughened glass fixed to housing. (For Detailed photometric data, please refer LM 79 report & IES file).

Electronic driver & Control Gear Box

Polyster powder coated die-cast aluminium housing in grey finish with elegantly designed control gear Box with Built-In electronic LED

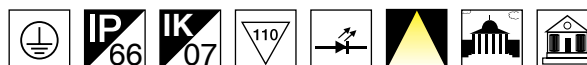
driver with APFC, lower THD, Open Circuit Protection, Over Voltage Protection, Surge Voltage Protection & other safety test as per IS 15885 Part-2/Sec 13,

Mounting

Suspended by means of heavy duty nickel plated, forged eye-bolt provided with the fixture.

Applications

- Cement & steel plants
- Ware houses
- Factories & assembly lines
- Toll plazas



Green
LED | **180 W / 200 W**
Life **50000 hours** | **High Efficiency**



TECHNICAL DATA

Ordering Code	System Power (W)	Nominal Voltage (V~)	Mains Current (A)	Power Factor	Colour Temp. (CCT)	CRI (Ra)	System Lumens (lm)	Colour of Fixture	System Luminous Efficacy lm/ W
JETAVALOUR HB180WLED757MODWBLTG	180 W	240	0.780	≥0.95	5700 K	≥70	21600	Grey	≥120
JETAVALOUR HB180WLED757MODNBLTG	180 W	240	0.780	≥0.95	5700 K	≥70	21600	Grey	≥120
JETAVALOUR HB200WLED757MODWBLTG	200 W	240	0.890	≥0.95	5700 K	≥70	24000	Grey	≥120
JETAVALOUR HB200WLED757MODNBLTG	200 W	240	0.890	≥0.95	5700 K	≥70	24000	Grey	≥120

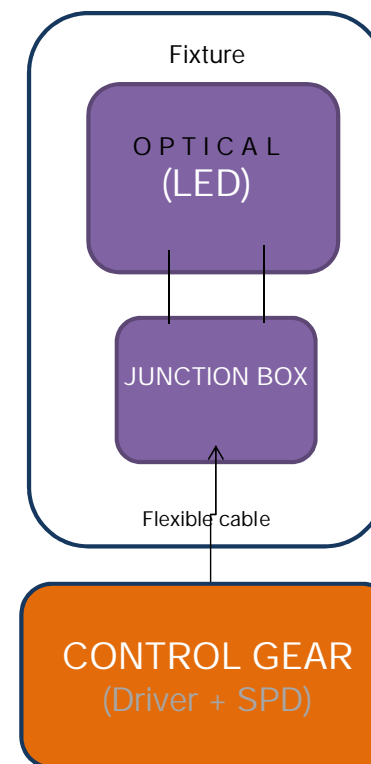
All measurement as per standard test method.
Manufacturing tolerance applicable as per relevant National/International standards.

CONTROL GEAR BOX



LED LUMINAIRE ARCHITECTURE

(Non Integral Type)





Regional & Branch Offices:

NORTH - REGIONAL OFFICE: Corporate Office: QRG Towers, 2D, Sector-126, Expressway, Noida-201304, Tel: 0120-4771000, Fax: 0120-4772000, Delhi: Tel: 011-47676700, 23888200, Fax: 011-47676750, 23888250, Chandigarh: Tel: 0172-4232400-401, Fax: 0172-4232403, Dehradun: Tel: 0135-6670202, Fax: 0135-6670203, Noida / Haryana: Tel: 0120-4771000, Fax: 120-4772000, Ludhiana: Tel: 0161-4676001 / 6024, Fax: 0161-46766007, Jammu: Tel: 0191-2490424, Fax: 0191-2490405, Sri Nagar: Tel / Fax: 0194-2490431, Jaipur: Tel: 0141-3988210, Fax: 0141-2389024, Jodhpur: Tel: 0141-3914645, 3988210, Lucknow: Tel: 0522-2201032, 2200938, Kanpur: Tel: Airtel: 09935533751/52/53, 0512-2690128/129/130, Fax: 0512-2692800

EAST - REGIONAL OFFICE: Kolkata: ICC Tower, 5th Floor, 4 India Exchange Place, Kolkata-700001, Tel: 033-40129851 / 52, Fax: 033-40127339, Bhubaneshwar: Tel: 0674-6668101/102/103/104, Fax: 0674-2598107, Guwahati: Tel: 0361-2134521, 2458923, Fax: 0361-2460355, Siliguri: Tel: 0353-2525907, Fax: 0353-3290402 (RIM), Jamshedpur: Tel: 0657-6542492, 09234369436, Patna: Tel: 0612-2207221, 2207222, 2207223, Telefax: 0612-2655518

WEST - REGIONAL OFFICE: Mumbai: 301, Everest House, 3rd Floor, 6, Suren Road, Chakala, Andheri (E). Mumbai - 400 093, Tel: 022-67298600-602 & Fax: 022- 67298603-604, Ahmedabad: Tel: 079-40061111, 40060738-740, Fax: 079-40060741, Indore: Tel: 0731-2572340-41, 4009998 (Airtel), Fax: 0731-2551626, Rajkot: Tel: 0281-2481112, 2921212, Fax: 2481112, Nagpur: Tel: 0712-2224132, 2222692, 2222029, Pune: Tel: 020-64016413 / 14, Raipur: Tel: 0771-4243400 / 01, Telefax: 0771-4243402, Surat: Tel: 09979890137, Telefax: 0261-2350137, Jabalpur: Tel: 0761-4064491

SOUTH - REGIONAL OFFICE: Chennai: Sigapi Achi Building, No. 18 / 3, 6th Floor, Rukmani Lakshmipathy Road, Egmore, Chennai-600008, Tel: 044-42280600, 605, Fax: 044-28524326, Bangalore: Tel: 080-49075000, 9844085913, Fax: 080-25582663, Coimbatore: Telefax: 0422-2305767, 2306199, 2305199, Hyderabad: Tel: 040-27533372, 27533355, 27533632, 66320407/0408/6401/6402, Fax: 040-27533211, Kochi: Tel: 0484-4099000, Fax: 0484-2393170, Vishakapatnam: Tel: 0891-6514339, Fax: 0891-2522547, Vizag: Tel: 0891-6514339, Fax: 0891-25522547, Vijayawada: Tel: 91+9247058847/57, Calicut: 09895855499, Madurai: 09994493242, Trivandrum: 09633817795, Hubli: 09448146028, Trichy: 09944460160

Representative Offices: • Goa • Solapur • Gwalior • Kathmandu • Bhopal



GENERAL CONDITIONS OF BUSINESS

- Prices are in Indian ` (Inclusive of GST)
- All prices are subject to Havells general terms & conditions of business.
- Warranty void for LED fixtures including drivers, if individual points of installations are not provided with proper earthing.
- Orders should be placed in case lot multiples & against the confirmed purchase order only.
- Continuous design improvement is a routine practice at Havells. Data provided may change without any prior intimation. Customers are advised to reconfirm the data or product dimensions before purchase with our local offices.
- This Price List supersedes all our previous Price Lists.
- Prices are subject to change without notice.
- Company reserves the right to issue amendments, which may arise due to any errors in the price list.

HSN Code	Products Included	GST Applicable
9405	LED Fixtures and LED Drivers	12%
9405*	Conventional Fixtures	18%
8504	Ballast (Electronic, HID)/ Ignitors	18%
8543	Solar Street Lights/Mini Mast	5%
7308	Galvanized products	18%
8504*	Rest	18%
8539	Non-LED Lamps	18%

Actual products may vary in colour, design, description and colour combination etc. Although every effort has been made to ensure accuracy in the compilation of the technical detail within this publication. Specifications & performance data are constantly changing. Current details should therefore be checked with Havells Group. Copyright Subsists. Imitation of trade dress, graphics and color scheme of this document is a punishable offence.